

Red Hat
Summit

Connect

Red Hat OpenShift Virtualization

La piattaforma cloud native per applicazioni e carichi di lavoro containerizzati e virtualizzati

Giuseppe Musu – Cloud Offering Leader @Lutech

Roberto Gazzola – Application Offering @Lutech

Milano, 19/11/2024




 Nice to meet you!



Giuseppe Musu
giuseppe.musu@lutech.it

Offering Leader Cloud
Lutech



Roberto Gazzola
roberto.gazzola@lutech.it

Application Offering
Lutech

Agenda

- **About Lutech**
- **Customer needs & Virtualization Evolution**
- **Openshift Virtualization**
- **Demo**

About Lutech

Lutech is national leader in Digital and Artificial Intelligence (AI)

3rd

DIGITAL PLAYER
IN ITALY

+35

DATA & AI PROJECTS

+5.50

PROFESSIONALS

0

1B €

BOOKING €
FY2023



About Lutech

Cloud is a serious thing for Lutech

CLOUD END-TO-END

The Lutech Cloud Infrastructure & Application Services (CIAS) Group is a unit composed of more than 600 highly specialized professionals, dedicated to providing high value solutions in the field of Public and Private Cloud on Advisory, Infrastructural and Application topics, Supporting customers throughout the customer journey towards adopting the most innovative and scalable technologies.

+600
PROFESSIONALS

+400
CERTIFICATIONS

+200
CUSTOMERS

Market Overview

IT Systems Modernization Panorama

As per Politecnico di Milano Cloud Application migration is close to

51%

up compared to the sample of Italian companies* analysed in 2022 by as much as seven percentage points.

As per Gartner, "despite cloud migration and container adoption,

70%

of datacenter x86 workloads will continue to use hypervisor-based virtualization through 2023 (down from approximately 80% in 2020)"

Customer Needs & Virtualization Evolution

From traditional virtualization to cloud native model




BIG-BANG

Face a migration to Cloud Native models cannot always be approached with a disruptive approach, on the contrary, almost never!



HYBRID LANDSCAPE

Current infrastructure an application landscape is often represented by hybrid, complex and inhomogeneous situations



MULTI-VENDOR

The trend towards a multi-vendor approach adds complexity to solutions and licensing cost management



OPTIMIZATION

The optimization of resources (operational teams, costs, time) is a necessity that presses on the agendas of the customers daily

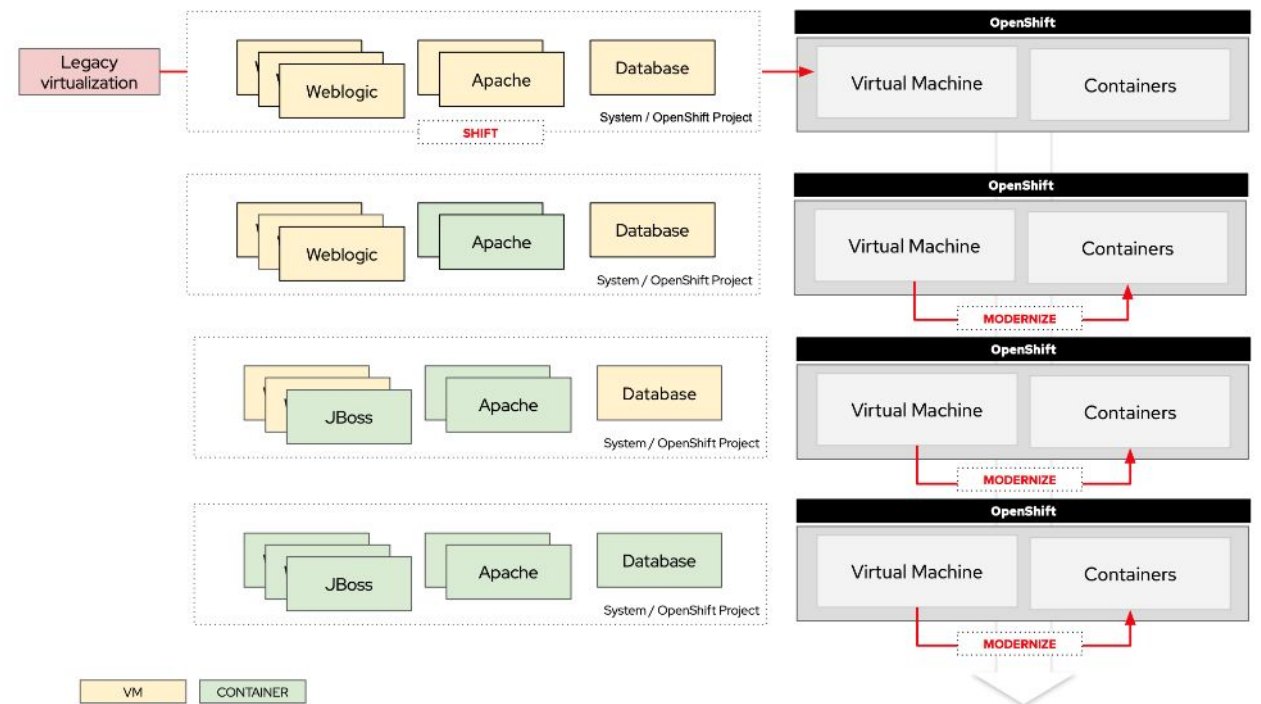
Customer Needs & Virtualization Evolution

From traditional virtualization to cloud native model

STEP-BY-STEP APPROACH

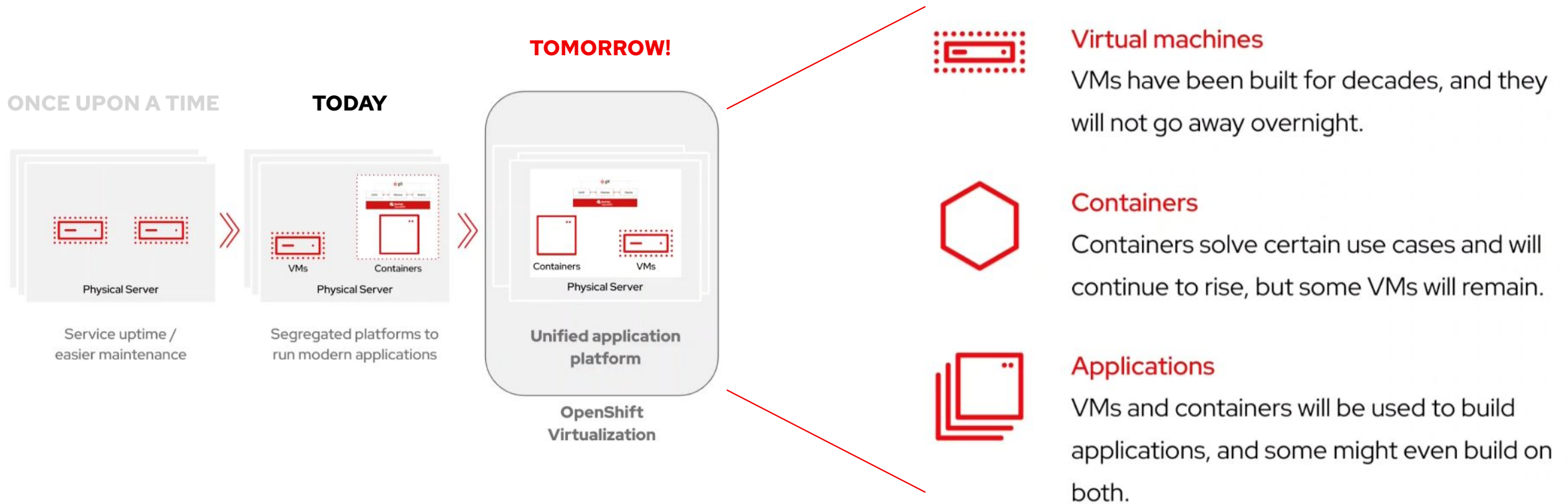
The modernisation of systems requires a non-disruptive process that can be carried out in a safe, continuous and even exploratory way:

- ▶ Turning off legacy virtualization
- ▶ Partially migrating services into the container ecosystem
- ▶ Completely turning off the dependencies from the virtualization devices (optional)



Customer Needs & Virtualization Evolution

From traditional virtualization to cloud native model



Red Hat OpenShift Virtualization

OpenShift Virtualization Advantages



Dual vendor strategy

Reduce lockin from other virtualization vendors



Cost saving

Reduce operating costs
One team to operate



Dev /Test Environments

Simple self-service infrastructure



Boost new apps and legacy integration

Integrate New and legacy
Windows workloads lift and shift



Simplify the architecture

Same operations
Infrastructure as Code also for VMs



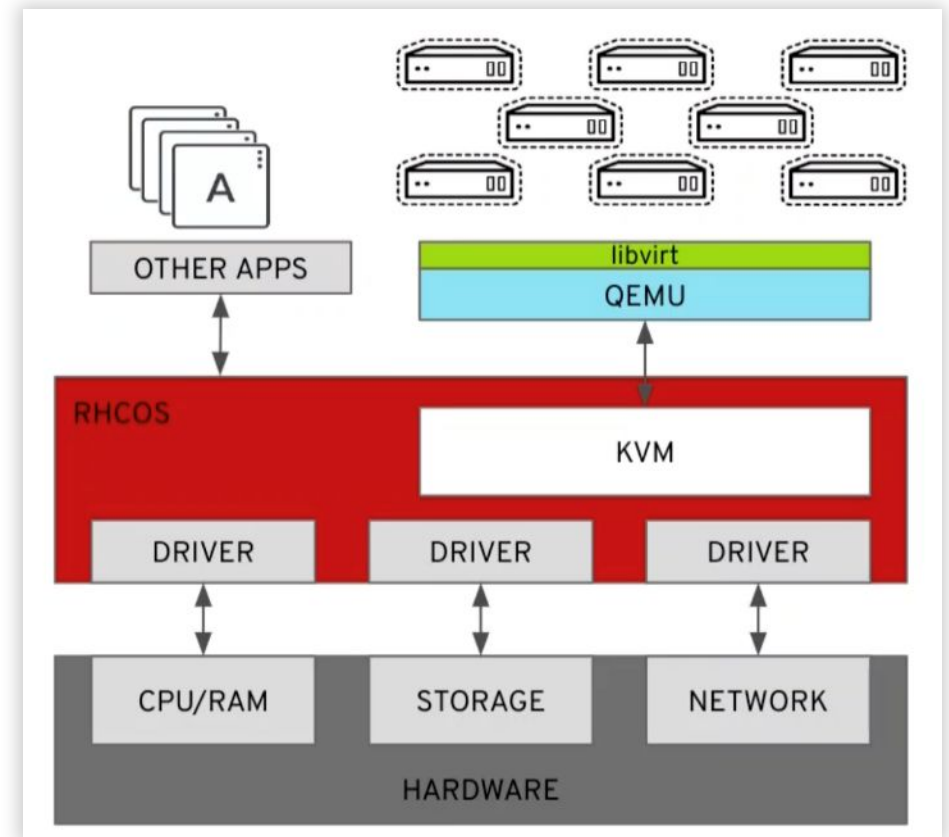
Edge

Branch Offices

Red Hat OpenShift Virtualization

OpenShift Virtualization Uses KVM

- OpenShift Virtualization uses **KVM**, the Linux kernel hypervisor
- KVM is a core component of the Red Hat Enterprise Linux kernel
- KVM has 10+ years of production use: Red Hat Virtualization, Red Hat OpenStack Platform, and RHEL all leverage KVM, QEMU, and libvirt
- QEMU uses KVM to execute virtual machines
- libvirt provides a management abstraction layer
- Available on Bare Metal and AWS
- Windows Server Virtualization Validation Program (**SVVP**) certification



Red Hat OpenShift Virtualization

OpenShift Virtualization is Powered by Kubevirt



« A virtualization API and runtime for OpenShift, built on Kubevirt, to run and manage virtual machines using a Kubernetes-native way»

- **Virtual machines**
 - **Running in containers**, managed as **Pods**
 - Using the **KVM** hypervisor
- Scheduled, deployed, and managed by Kubernetes
- **Integrated** with container **orchestrator** resources and services
 - **Networking connectivity**
 - **Persistent storage**

Powered by KUBEVIRT



- ▶ Open Source, written in Go
- ▶ Initiated in 2016 by Red Hat
- ▶ Contributions by other companies
e.g (v)GPU support by Nvidia
- ▶ CNCF sandbox project since 2019
- ▶ Provides an API for running KVM based virtual machines in Kubernetes
- ▶ Goal: run those VMs alongside with containerized workloads

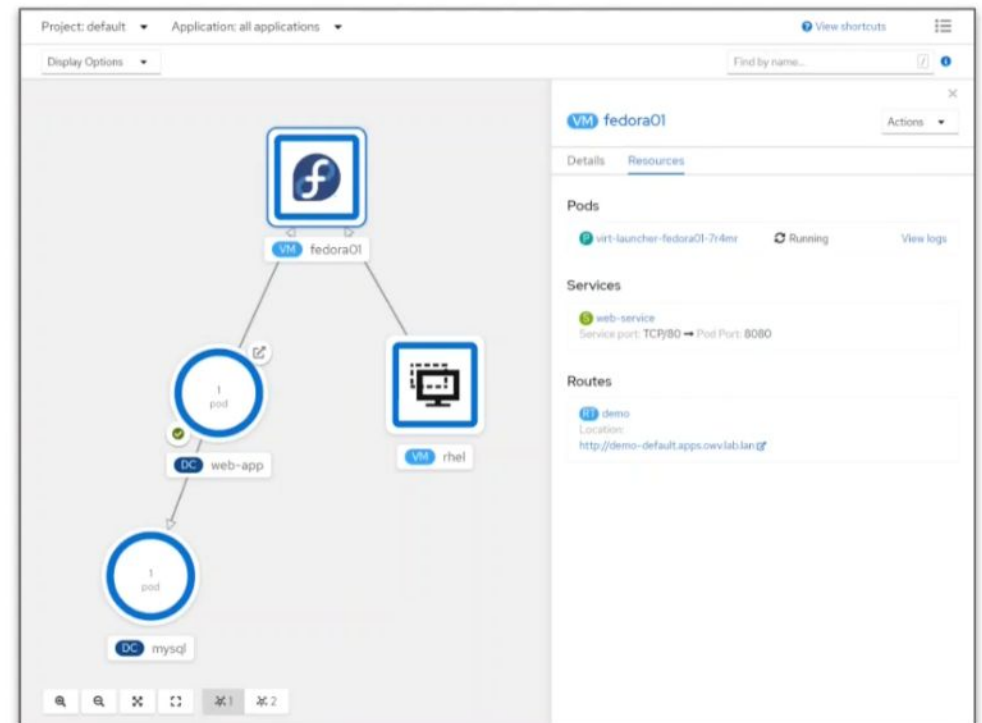
Red Hat OpenShift Virtualization

Using VMs and containers together



«You can continue to apply all best practices at all levels»

- ▶ Virtual Machines connected to pod networks are accessible using standard Kubernetes methods:
 - Service
 - Route
 - Pipelines
 - etc.
- ▶ Network policies apply to VM pods the same as application pods
- ▶ VM-to-pod, and vice-versa, communication happens over SDN or ingress depending on network connectivity



Red Hat OpenShift Virtualization

Using VMs and containers together

Dedicated API

```
vm.yaml
1  apiVersion: kubevirt.io/v1alpha3
2  kind: VirtualMachine
3  metadata:
4    name: testvm
5  spec:
6    running: false
7    template:
8      metadata:
9        labels:
10         team: Tiger
11      spec:
12        domain:
13          devices:
14            disks:
15              - disk:
16                  bus: virtio
17                  name: rootfs
18            interfaces:
19              - name: default
20        resources:
21          requests:
22            memory: 1GB
```

Declarative

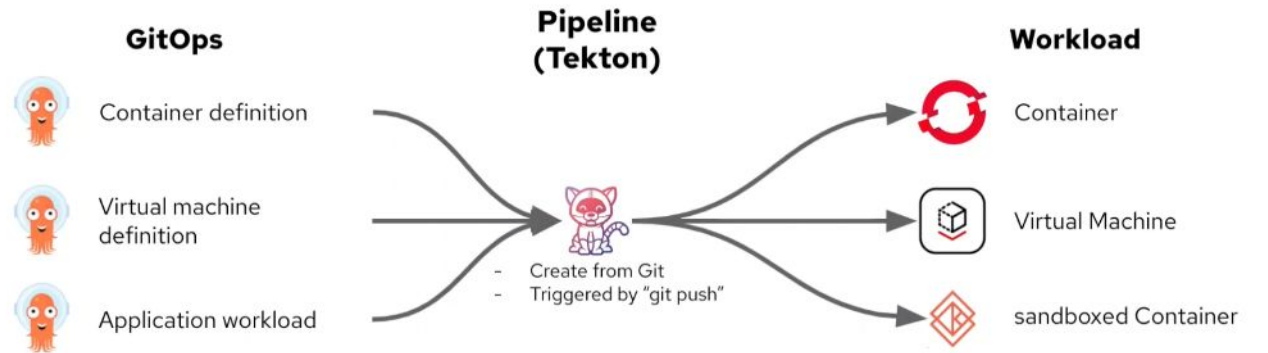
Like anything in Kubernetes, the KubeVirt API is declarative, and follows Kubernetes API conventions.

Domain-specific

VMs are inherently differently defined than containers. Reusing the pod API is not explicit enough for all the necessary details—and due to differences.

Divide and conquer

Due to the dedicated API, it is straightforward to add virtualization-specific functionality



Red Hat
Summit

Connect

Migration Toolkit

Red Hat OpenShift Virtualization

Migration toolkit Operator Check

Assuming that on the OpenShift instance is already installed the OpenShift Virtualization object, the first check to be done is to verify the **installation of the Migration Toolkit**.

The Migration Toolkit can also be installed simply through the **operator hub**.

Once installed you will have the **migration panel** for all necessary configurations

Attenzione:
In questa slide era presente un video demo non disponibile in questo file in pdf.

Red Hat OpenShift Virtualization

WebApplication Migration Overview

The task is to **migrate a web application** consisting of a **load balancer**, two **web servers** and a database:

- ▶ Haproxy: Loadbalancer
- ▶ Database: WebApplication database
- ▶ Winweb01: Web server #1
- ▶ Winweb02: Web server #1

Attenzione:
In questa slide era presente un video demo non disponibile in questo file in pdf.

Red Hat OpenShift Virtualization

Setup Source Provider

The Provider section allows you to **configure credentials for the source and destination clusters**.

You can add **multiple sources and destinations**, and the provider's general information can also be optionally uploaded to cloud.redhat.com for more information about your overall environment, helping you better plan for large-scale migration.

Attenzione:
In questa slide era presente un video demo non disponibile in questo file in pdf.

Red Hat OpenShift Virtualization

Network and Storage Configuration

Guided network and storage mapping allows you to configure the origin and destination of VMs from a network and storage perspective.

Through the Toolkit, you can save technical "resources" by only xthe technical behaviour (avoiding redundant engagements during the execution of migrations).

Attenzione:
In questa slide era presente un video demo non disponibile in questo file in pdf.

Red Hat OpenShift Virtualization

Creating Migration Plan

Thanks to the **migration analysis features** the Toolkit helps you find potential migration issues before you start.

When you select your virtual machines, you will automatically be informed of any potential known issues and provide information on how to take action (where possible).

Attenzione:
In questa slide era presente un video demo non disponibile in questo file in pdf.

Red Hat OpenShift Virtualization

Start Migration

The last step of the process will be to simply **start the migration** procedure by clicking "Start".

We will then have confirmation of the functioning of our ecosystem after reconfiguring the application's targeting and URLs for reachability.

Attenzione:
In questa slide era presente un video demo non disponibile in questo file in pdf.

Red Hat
Summit

Connect

Thank you

